



Digital panel meter with microprocessor based technology 5-digit

PVE5

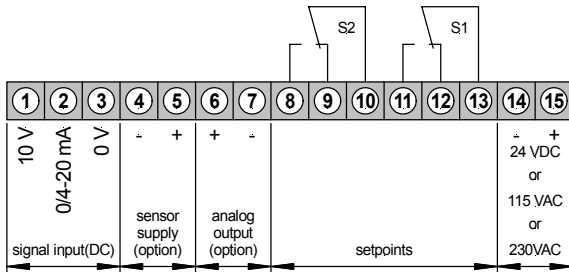
- galvanically insulated
- 2 free scalable setpoints/hysteresis
- analog output – galvanically insulated
- sensor supply – galvanically insulated
- min/max memory

Digital panel meter

- Direct voltage
- Direct current



- **Direct voltage, direct current**



Transmitter connections see page 4

Power supply 230 VAC

Power supply 115 VAC

Power supply 24 VDC (galv. insulated)

ORDER NUMBER OF TYPE
(without options)

PVE 5.001.1522B

PVE 5.001.1422B

PVE 5.001.1722B

OPTIONS

Additional price

EUR

LED green	x	
Protection IP54 at the front	x	6,15
Protection IP65 at the front	x	10,25
Plug in terminal	x	14,30
Sensor supply 24 VDC/50 mA (supply voltage 230/115 VAC)	x	24,55
Sensor supply 10 VDC/20 mA (supply voltage 230/115 VAC)	x	24,55
Sensor supply 24 VDC/50 mA (supply voltage 24 VDC galv. insulated)	x	35,80
Sensor supply 10 VDC/20 mA (supply voltage 24 VDC galv. insulated)	x	35,80
<i>The sensor supply is galv. insulated from the measuring input !</i>		
Analog output 0-10 VDC/12 bit (supply voltage 230/115 VAC)	x	61,35
Analog output 0-20 mA/load 500 Ω/12 bit (supply voltage 230/115 VAC)	x	76,70
Analog output 4-20 mA/load 500 Ω/12 bit (supply voltage 230/115 VAC)	x	76,70
Analog output 0-10 VDC/12bit (supply voltage 24 VDC galv. insulated)	x	97,15
Analog output 0-20 mA/load 500 Ω/12 bit (supply voltage 24 VDC galv. insulated)	x	102,25
Analog output 4-20 mA/load 500 Ω/12 bit (supply voltage 24 VDC galv. insulated)	x	102,25
<i>The analog output is galv. insulated from the measuring input !</i>		
Measuring input 0-1 mA (S10)	x	15,35
Dimension strips selectable	x	
Other power supplies on demand	x	

Technical data

Dimension	Housing	B96 x H48 x T134 mm, including screw terminal (T=148 mm, including plug in terminal)
	Assembly cut out	92.0 ^{+0.8} x 45.0 ^{+0.6} mm
	Fastening	special quick plastic clamp proper to fix in wall thickness up to 50 mm
	Housing material	PC/ABS-blend, colour black, UL94V-0
	Protective system	at the front IP40 connection IP00
	Weight	max. 0.48 kg
	Connection	at the rear side via terminals up to 2.5 mm ²

Technical data

Measuring input

PVE5.001....
Direct voltage,
direct current

Measuring range 0-10 V, 0-20 mA - 4-20 mA – all ranges selectable via connection terminal
Input resistance Ri with 10 V = 100 K Ω 20 mA = ~100 Ω

Output

Relay output 230 VAC/5 A – 30 VDC/2 A

Analog output 0-10 VDC (12 bit)
0-20 mA (12 bit) load max. 500 Ω
4-20 mA (12 bit) load max. 500 Ω

The analog output is galv. insulated from the measuring input!

Sensor supply with 24 VDC/DC
with 115/230 VAC

(galv. insulated of the measuring input)
24 VDC/50 mA – 10 VDC/20 mA (other sensor supplies/performances on demand)
24 VDC/50 mA – 10 VDC/20 mA (other sensor supplies/performances on demand)

Accuracy

Resolution -9999 up to 55000
Measuring fault +/-0.1% of measuring range, +/-2 digit
Temp. drift ~ 80 ppm/K

PVE5.001....

Power unit

Supply voltage 230/115VAC +/-10% (50-60 Hz), 24 VDC (+/-10%) galv. insulated
Power consumption max. 6 VA

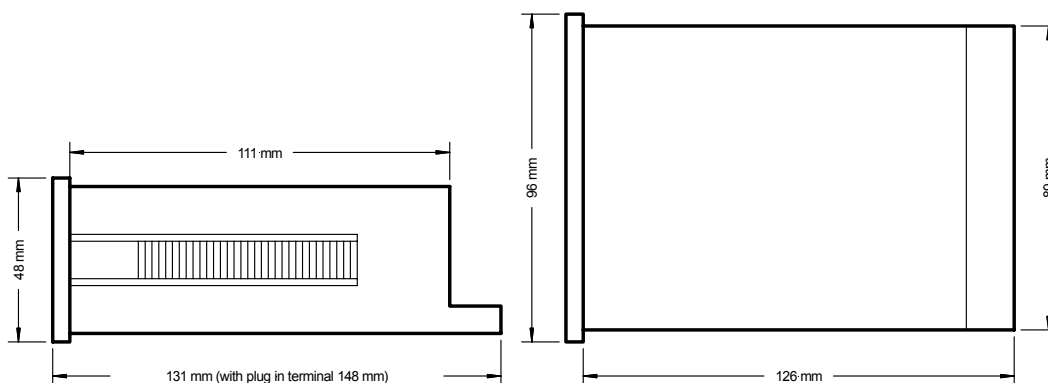
Indication

Display LED with 7 segments, 14 mm high, red
Overflow Indication of 5 transversal bars
Indication time von 0,5 up to 10 sec. adjustable

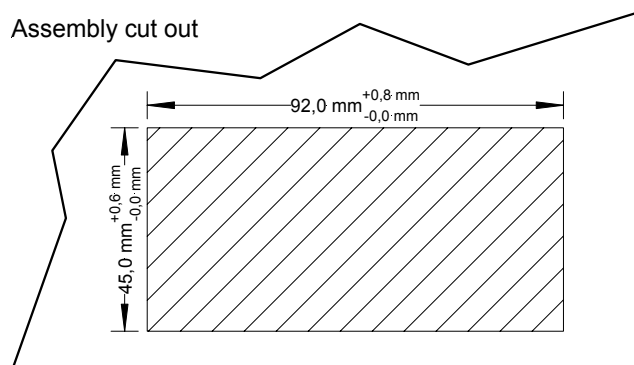
Ambient conditions

Working temperature 0 up to +60°C
Storing temperature -20 up to +80°C

Housing:



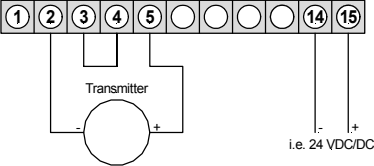
Assembly cut out



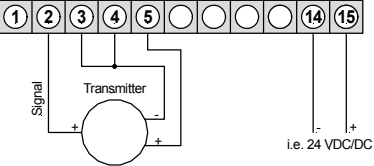
Connection diagrams

PVE instruments with voltage resp. current input

2-wire: 4-20 mA



3-wire: 0-20 mA



3-wire: 0-10 V / 0-5 V
0-1 V / 1-6 V

